

1



FN025-2EK.WA.V7 | 161631 | Portfolio Europe | FE2owlet AC

Technical Description FE2owlet

Range FN

Standard design with AC-motor

- Profiled, sickle shaped blades designed with bionical know how
- Sizes 310 ... 800 mm (in 9 standard sizes)
- Optimized for full bell mouth
- 100% speed controllable
- ZIEHL-ABEGG FE2owlet fans can be used from -40°C* up to 70°C.

Mains voltage:

- 3~ zweitourig 400 V ±10% D/Y
- 3~ zweitourig 400/460 V ±10% D/Y

Frequenz:

- 50 Hz
- 60 Hz

Thermal class:

- THCL 155

Protection:

- IP54

Motor protection:

- Thermostat relay (TB)

Material of impeller:

- Aluminium die-cast

Painting:

- Fan in color RAL 9005 deep black
- Wall ring plate and suspension in color RAL 9005 deep black

On request:

- Different paintings
- Fan designs

***Continuous operation with occasional starts (S1) according to DIN EN 60034-1: 2011-02. Occasional starting between -35 ° C and -25 ° C is permissible. Permanent operation below -25 ° C only possible with special bearings for refrigeration applications on request.**



données ventilateur

05.03.2024

Version FANselect V 1.01 (240305), AMCA V 1.03 September, 2021
RLT V 1.00 Dezember, 2021 / 1.24.03.05 | 35883 | (utilisateur ZAFS25883)



type	FN025-2EK.WA.V7
n°article	161631 Portfolio Europe

caractéristiques

moteur		AC
tension principale	-	1~ 230V 50Hz
intensité nominale (I_N)	A	0.54
condensateur (C_{400V})	μF	3.5
température ambiante (t_r)	$^{\circ}C$	65
classe ErP		< 125W
grille influence		pressure side not measured

données ventilateur

vitesse ventilateur (n) max. (n_{max})	1/min	- 2518
fréquence (f_{BP}) (f_{max})	Hz	50 60
dimensions (Lxlxh)	mm	315 x 315 x 98
poids (m_{pr})	kg	2.7

PF:PF_61; Type:FN025-2EK.WA.V7; STot:+-10 %



courbe debit/pression / Acoustic

05.03.2024

Version FANselect V 1.01 (240305), AMCA V 1.03 September, 2021
 RLT V 1.00 Dezember, 2021 / 1.24.03.05 | 35883 | (utilisateur ZAFS25883)

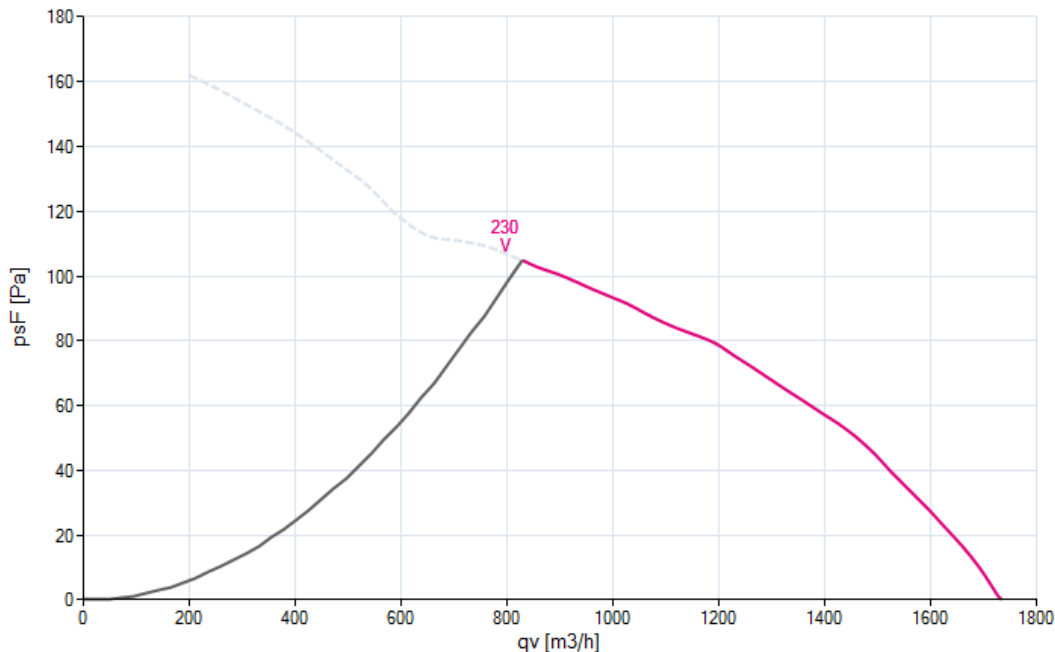
1 FN025-2EK.WA.V7

Measured in full nozzle without guard grille in air flow direction V in installation type A according to ISO5801

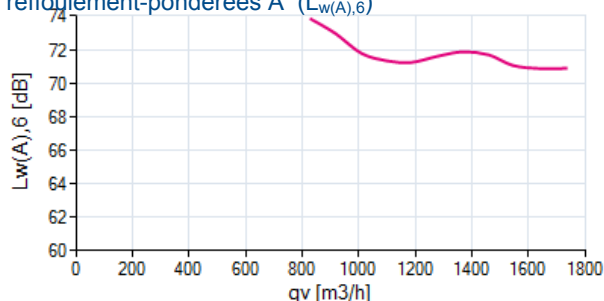
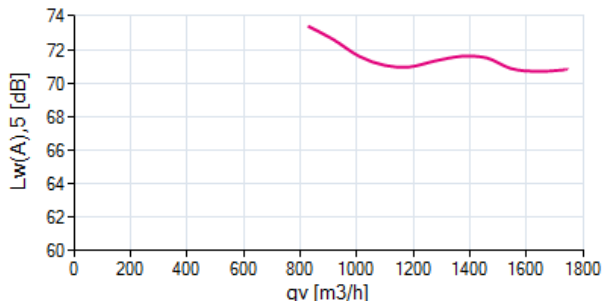
161631 | Portfolio Europe

densité de mesure 1.17 [kg/m³]

Performance aéraulique p_{sF}



niveau de puissance acoustique côté aspiration-pondérées A (Niveau de puissance acoustique côté refoulement-pondérées A ($L_{w(A),6}$))



1 FN025-2EK.WA.V7

f [Hz]	sum	63	125	250	500	1000	2000	4000	8000
$L_{w(A),5}$	-	-	-	-	-	-	-	-	-
$L_{w,5}$	-	-	-	-	-	-	-	-	-

f [Hz]	sum	63	125	250	500	1000	2000	4000	8000
$L_{w(A),6}$	-	-	-	-	-	-	-	-	-
$L_{w,6}$	-	-	-	-	-	-	-	-	-

FANselect



rendement / puissance

05.03.2024

Version FANselect V 1.01 (240305), AMCA V 1.03 September, 2021
 RLT V 1.00 Dezember, 2021 / 1.24.03.05 | 35883 | (utilisateur ZAFS25883)

1

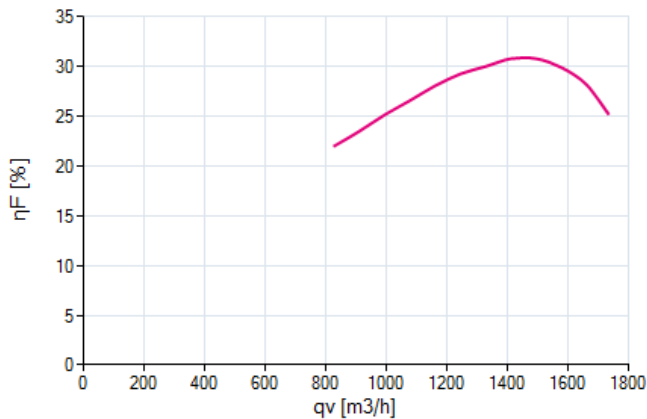
FN025-2EK.WA.V7

Measured in full nozzle without guard grille in air flow direction V in installation type A according to ISO5801

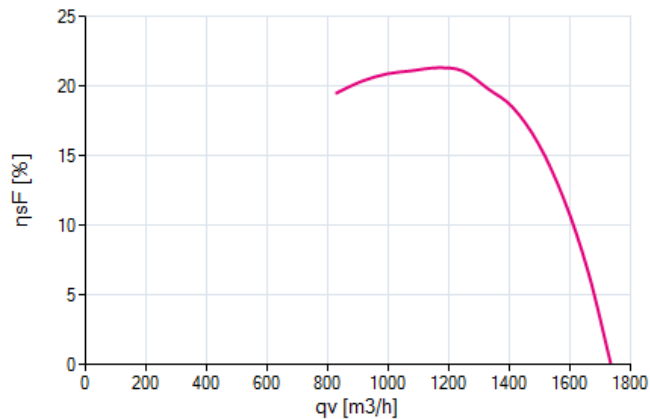
161631 | Portfolio Europe

densité de mesure 1.17 [kg/m³]

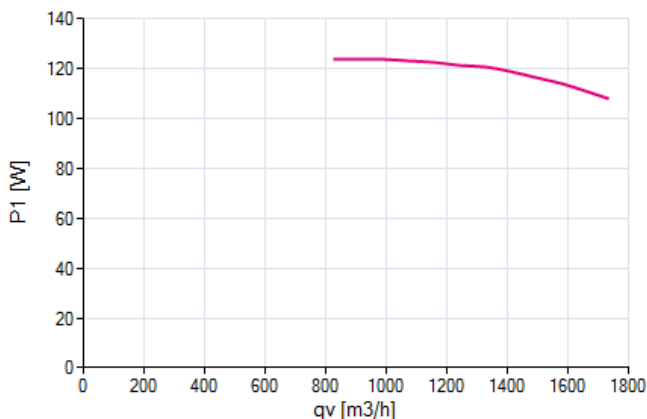
rendement η_F



rendement η_{sF}



puissance P_1





FANselect

valeur nominale

05.03.2024

version FANselect V 1.01 (240305), AMCA V 1.03 September, 2021
RLT V 1.00 Dezember, 2021 / 1.24.03.05 | 35883 | (utilisateur ZAFS25883)

1



FN025-2EK.WA.V7
161631

1~ 230V 50Hz P1 0.12kW
0.54A DI=0% 2160/MIN 3.5µF/400V 65°C
1~ 230V 60Hz P1 0.15kW
0.66A DI=0% 2050/MIN 3.5µF/400V 60°C
IP44 EN60034-5 THCL155

plan

05.03.2024

version FANselect V 1.01 (240305), AMCA V 1.03 September, 2021
RLT V 1.00 Dezember, 2021 / 1.24.03.05 | 35883 | (utilisateur ZAFS25883)

1



FN025-2EK.WA.V7
161631

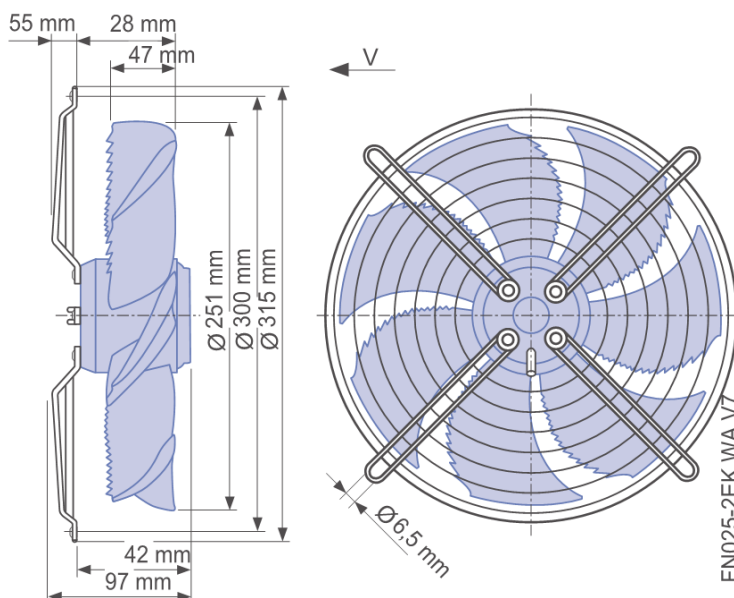


schéma de bobinage

05.03.2024

version FANselect V 1.01 (240305), AMCA V 1.03 September, 2021
RLT V 1.00 Dezember, 2021 / 1.24.03.05 | 35883 | (utilisateur ZAFS25883)

1



FN025-2EK.WA.V7
161631

1-Motor mit Kondensator und Thermostatschalter.
1-Motor with capacitor and thermostatic switch.
Moteur monophasé avec condensateur et interrupteur thermostatique.

U2	blau oder grau	blue or grey	bleu ou gris
Z2	schwarz	black	noir
TB	braun	brown	brun



Anschlussschaltbild im Anschlusskasten aufbewahren.
Keep wiring diagram in terminal box.
Conserver le schéma de raccordement dans la boîte à bornes.



accessoires system

05.03.2024

Version FANselect V 1.01 (240305), AMCA V 1.03 September, 2021
RLT V 1.00 Dezember, 2021 / 1.24.03.05 | 35883 | (utilisateur ZAFS25883)



type	FN025-2EK.WA.V7
n°article	161631



Series

FN

Design

FE2owlet

Specification

- Direct-driven axial fan
- Aerodynamic-optimised, sickle-blade profile, patterned with serrated trailing edge and winglets on the blade outer edge for energy and noise-optimised operation
- External rotor motor with innovative bionic blade in die-cast aluminium or composite injection moulded
- Impeller: Ø 200 – 1.250 mm
- Balanced in Class G 6.3 acc DIN ISO 21940, dynamic on two levels.
- Any fitting position
- Drive motor in external rotor principle, sealed in protection class IP54 with moisture protection impregnation of the winding, tropical protection
- Thermal contact installed in the winding compliant with THCL 155.
- The permissible ambient temperature is -40°C* to max. +70°C (see data sheet)
- Maintenance-free ball bearings sealed on both sides with long-term lubrication
- Fan characteristic curve refer to measurements made on a combined air performance and acoustic test rig according DIN EN ISO 5801, or AMCA 210-99
- Make the electrical connection according to the operating instructions

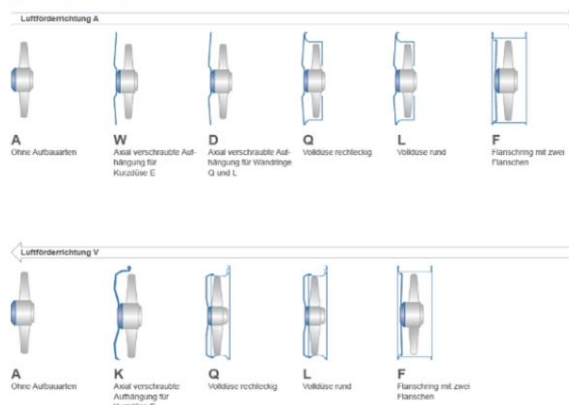
System components

Guard grille, inlet rings, control technology

Technical data

Fan type	_____	
Fan size (Ø)	_____	mm
Design	_____	
Air flow (q_v)	_____	m ³ /h
Static pressure rise (Δp_{sF})	_____	Pa
Rated voltage (U)	_____	V
Mains frequency (f)	_____	Hz
Rated power (P_N)	_____	kW
Efficiency (η_{sF})	_____	%
Rated speed (n)	_____	min ⁻¹
Media temperature (t_R)	_____	°C
Sound power level (L_{WA})	_____	dB(A)
Weight (m)	_____	kg

Bauformen



Further designs on request

All frame sizes are available in various grill and nozzle versions (designs).

*Continuous operation with occasional starts (S1) according to DIN EN 60034-1: 2011-02. Occasional starting between -35 ° C and -25 ° C is permissible. Permanent operation below -25 ° C only possible with special bearings for refrigeration applications on request.