

Simultaneous Multi-split Type

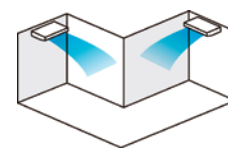
Twin / Triple



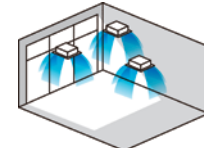
Meets a variety of installation needs from offices to commercial spaces, with up to 3 indoor units in the same room connected to an outdoor unit.

Select indoor units according to floor layout and heat load estimated by the number of people working in the room and the direction and intensity of sunlight entering the room. Perfect airflow distribution can be achieved for optimum comfort.

Installation according to floor layout




Installation according to lighting conditions



Design flexibility

Slim & Compact Design

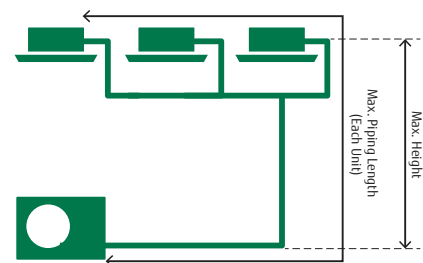
The outdoor unit in this series is 22.7% shorter* than a twin-fan outdoor unit. The reduced height makes it easy to install in tight spaces.



Height -22.7%*
(*: Applicable to the 45,000- and 54,000-BTU models)

Flexible installation

Pipe length of up to 50 m and a height difference of up to 30 m can be accommodated. Multi-split systems can be installed in large residences and multi-story buildings.



Max. Pipe Length (Each Unit): **50 m**
Max. Height: **30 m**

New lineup of indoor units

The indoor units, available in 6 models of 3 types, can be selected according to room size and conditions.



Compact Cassette



Slim Duct



Duct

Note : Please be aware that 2-wired group control is not possible with Simultaneous Multi-split.

Model: AOEG36KBTB / AOEG45KBTB / AOEG54KBTB
AOEG36KRTA [3-phase] / AOEG45KRTA [3-phase] / AOEG54KRTA [3-phase]



Specifications (Indoor units/Outdoor units)

Indoor Units Model name	Compact Cassette			
	AUXG18KVLA	AUXG22KVLA	AUXG24KVLA	
Power Source	Single phase, ~230 V, 50 Hz			
Airflow Rate	Cooling H/M/L/Q Heating H/M/L/Q	680/580/490/410 800/680/580/450	830/740/600/450 860/760/700/530	930/830/600/450 930/850/700/530
Net Dimensions H × W × D	mm	245 × 570 × 570	245 × 570 × 570	245 × 570 × 570
Weight	kg	15	16	16
Cassette Grille		UTG-UFYF-W	UTG-UFYF-W	UTG-UFYF-W

Indoor Units Model name	Duct			
	ARXG18KLLAP	ARXG22KMLB	ARXG24KMLA	
Power Source	Single phase, ~230 V, 50 Hz			
Airflow Rate	Cooling H/M/L/Q Heating H/M/L/Q	940/880/820/750 1,100/910/750/580	1,100/910/750/580 1,100/910/750/580	1,100/910/750/580 1,100/910/750/580
Net Dimensions H × W × D	mm	198 × 900 × 620	270 × 1,135 × 700	270 × 1,135 × 700
Weight	kg	20	35	35

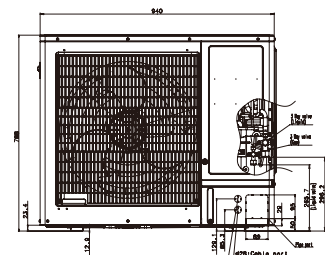
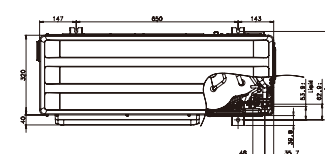
Outdoor Units Model name	AOEG36KBTB			AOEG45KBTB			AOEG54KBTB			
	AOEG36KRTA	AOEG45KRTA	AOEG54KRTA							
Capacity	Cooling	9.5	12.1	13.4	9.5	12.1	13.4	9.5	12.1	13.4
	Heating	10.8	13.5	15.5	10.8	13.5	15.5	10.8	13.5	15.5
Power Source	Single phase, ~230 V, 50 Hz						3-phase, ~400 V, 50 Hz			
Pdesign	Cooling	9.5	-	-	9.5	-	-	9.5	-	-
	Heating (-10°C)	8.7	-	-	8.7	-	-	8.7	-	-
SEER	Cooling	6.10	-	-	6.10	-	-	6.10	-	-
SCOP	Heating	4.00	-	-	4.00	-	-	4.00	-	-
Annual Energy Consumption	Cooling	545	-	-	545	-	-	545	-	-
	Heating	3,044	-	-	3,044	-	-	3,044	-	-
Energy Efficiency Class	Cooling	A++	-	-	A++	-	-	A++	-	-
	Heating	A+	-	-	A+	-	-	A+	-	-
Sound Pressure Level (High)	Cooling	55	57	57	55	57	57	55	57	57
	Heating	55	57	59	55	57	59	55	57	59
Sound Power Level (High)	Cooling	70	71	73	70	71	73	70	71	73
	Heating	70	71	73	70	71	73	70	71	73
Airflow Rate	Cooling/Heating	3,750/3,750	4,450/4,450	4,450/4,450	3,750/3,750	4,450/4,450	4,450/4,450	3,750/3,750	4,450/4,450	4,450/4,450
Net Dimensions H × W × D	mm	788 × 940 × 320	998 × 940 × 320	998 × 940 × 320	788 × 940 × 320	998 × 940 × 320	998 × 940 × 320	788 × 940 × 320	998 × 940 × 320	998 × 940 × 320
Weight	kg	52	67	67	53	67	67	53	67	67
Connection Pipe Diameter (Liquid/Gas)	mm	9.52/15.88	9.52/15.88	9.52/15.88	9.52/15.88	9.52/15.88	9.52/15.88	9.52/15.88	9.52/15.88	9.52/15.88
Max. Pipe Length (Pre-Charge)	m	50 (30)	50 (30)	50 (30)	50 (30)	50 (30)	50 (30)	50 (30)	50 (30)	50 (30)
Max. Height Difference	m	30	30	30	30	30	30	30	30	30
Operating Range	Cooling	-15 to 46	-15 to 46	-15 to 46	-15 to 46	-15 to 46	-15 to 46	-15 to 46	-15 to 46	-15 to 46
	Heating	-15 to 24	-15 to 24	-15 to 24	-15 to 24	-15 to 24	-15 to 24	-15 to 24	-15 to 24	-15 to 24
Refrigerant	Type (Global Warming Potential)	R32 (675)	R32 (675)	R32 (675)	R32 (675)	R32 (675)	R32 (675)	R32 (675)	R32 (675)	R32 (675)
	Charge	1.90 (1.283)	2.70 (1.823)	2.70 (1.823)	1.90 (1.283)	2.70 (1.823)	2.70 (1.823)	1.90 (1.283)	2.70 (1.823)	2.70 (1.823)
Separation tube		UTP-SX236A (Twin)	UTP-SX236A (Twin)	UTP-SX236A (Twin) UTP-SX354A (Triple)	UTP-SX236A (Twin)	UTP-SX236A (Twin)	UTP-SX236A (Twin)	UTP-SX236A (Twin)	UTP-SX236A (Twin)	UTP-SX236A (Twin) UTP-SX354A (Triple)

• Indoor units of different types and capacity cannot be connected.
• The above specifications apply when used with a cassette type indoor unit.

Dimensions

(Unit: mm)

AOEG36KBTB / AOEG36KRTA



AOEG45KBTB / AOEG54KBTB AOEG45KRTA / AOEG54KRTA

